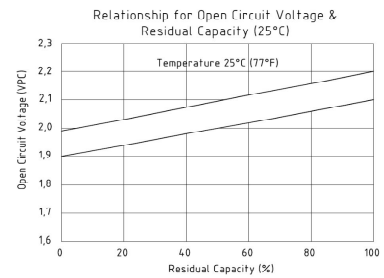
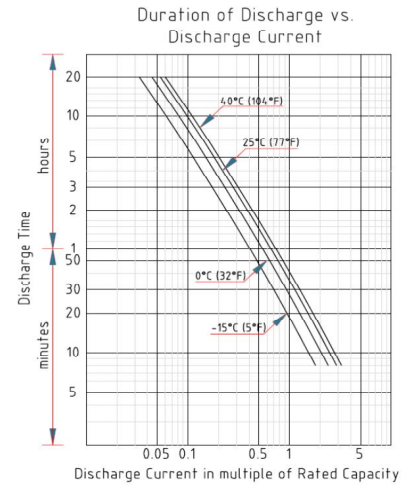
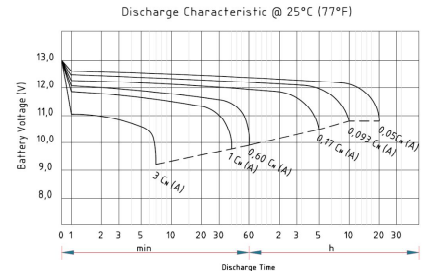
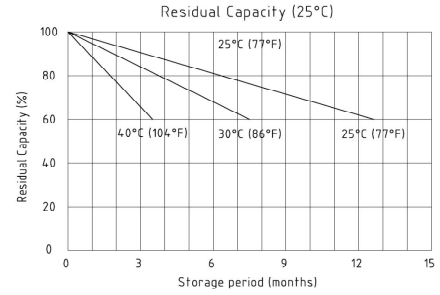
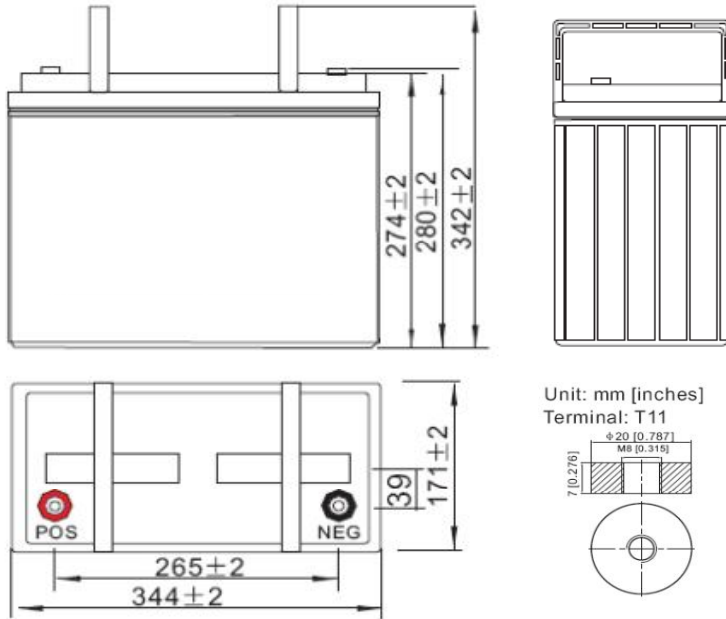


Serie SLC 140-12A (140 Ah 12V)

GENERAL PURPOSE BATTERIES



Specification

Nominal Voltage	12 V
Nominal Capacity (20 Hr)	140Ah
Dimension	Length 344±2 mm (13,5 inches)
	Width 171±2 mm (6,73 inches)
	Container Height 274±2 mm (10,79 inches)
	Total Height (with terminal) 280±2 mm (11,02 inches)
Approx Weight	Approx 41,2 kg (90,8 lbs)
Terminal	T11
Container Material	ABS (Option: ABS UL 94, class V-0 and with IEC 707, method FV0)
Rated Capacity	140,4 Ah / 7,02A (20 hr, 1,80 V/cell, 25°C/77°F)
	135 Ah / 13,5A (10 hr, 1,80 V/cell, 25°C/77°F)
	116 Ah / 23,2A (5 hr, 1,75 V/cell, 25°C/77°F)
	105,3 Ah / 35,1A (3 hr, 1,75 V/cell, 25°C/77°F)
	82,4 Ah / 82,4A (1 hr, 1,60 V/cell, 25°C/77°F)
Max Discharge Current	1.350,0 A (5 s)
Internal Resistance	Approx 3,9 mΩ
Operating Temperat. Range	Discharge : -15÷50°C (5÷122°F)
	Charge : 0÷40°C (32÷104°F)
	Storage : -15÷40°C (5÷104°F)
Nominal Operating Temp. Range	25±3°C (77±5°F)
Cycle Use	Initial Charging Current less than 28 A Voltage 14,4-15,0V at 25°C (77°F) Temperature Coefficient -30mV/°C
Standby Use	No limit on Initial Charging Current Voltage 13,5-13,8 V at 25°C (77°F) Temperature Coefficient - 20mV/°C
Capacity affected by Temperature	40°C (104°F) 103%
	25°C (77°F) 100%
	0°C (32°F) 86%
Self Discharge	Enerpower SLC series batteries may be stored for up to 6 months at 25°C (77°F) and then a freshening charge is required. For higher temperatures the time interval will be shorter.

Constant Current Discharge (Amperes) at 25°C (77°F)

F.V / Time	10 min	15 min	20 min	30 min	45 min	1 h	2 h	3 h	4 h	5 h	6 h	8 h	10 h	20 h
1,85V / cell	181,7	154,5	129,2	102,7	77,7	63,6	40,5	32,0	26,2	21,1	18,4	14,9	12,7	6,95
1,80V / cell	232,1	186,7	152,7	121,2	90,4	71,3	44,2	34,5	28,0	22,7	19,7	15,8	13,5	7,02
1,75V / cell	255,0	203,9	164,3	125,8	93,8	74,6	45,9	35,1	28,6	23,2	20,3	16,1	13,6	7,09
1,70V / cell	278,0	217,7	172,7	130,9	97,6	76,9	47,7	36,1	29,3	23,8	20,7	16,3	13,8	7,22
1,67V / cell	289,0	224,6	178,1	134,5	98,8	78,2	48,4	36,9	29,8	24,2	20,9	16,5	14,0	7,27
1,65V / cell	300,0	231,4	183,5	138,1	100,0	79,5	49,0	37,6	30,3	24,5	21,1	16,6	14,1	7,32
1,60V / cell	325,7	247,5	195,4	145,8	104,2	82,4	50,7	38,8	31,3	25,3	21,6	16,7	14,2	7,36

Constant Power Discharge (Watts) at 25°C (77°F)

F.V / Time	10 min	15 min	20 min	30 min	45 min	1 h	2 h	3 h	4 h	5 h	6 h	8 h	10 h	20 h
1,85V / cell	361,44	308,48	259,07	206,85	156,72	128,02	80,82	63,63	51,81	41,73	36,28	29,57	25,24	13,80
1,80V / cell	464,59	373,49	306,20	243,34	182,83	144,05	88,37	68,57	55,32	44,73	38,91	31,24	26,78	13,90
1,75V / cell	512,38	409,62	330,91	253,74	189,96	151,37	91,99	69,97	56,62	45,92	39,90	31,83	27,02	14,01
1,70V / cell	557,05	438,50	350,61	265,91	198,84	157,12	95,94	72,11	57,17	47,18	40,82	32,28	27,36	14,31
1,67V / cell	582,70	455,50	369,10	274,50	202,60	160,20	97,60	73,60	57,80	48,00	41,50	33,00	27,60	14,36
1,65V / cell	606,33	470,28	374,61	281,24	203,66	162,32	98,60	75,09	60,23	48,42	41,73	33,06	27,91	14,41
1,60V / cell	649,37	498,93	397,83	296,24	211,86	167,80	101,78	77,29	62,02	49,97	42,57	33,11	28,15	14,51