



# DC400-6

GROUP L16 / 903



## CYCLING CAPACITY

20 Hour Rate **415 Amp Hours**

## RESERVE CAPACITY

Reserve @25 AMPS **885 Minutes** Reserve @75 AMPS **229 Minutes**

## ELECTRICAL SPECIFICATIONS

Nominal Voltage	<b>6 Volt</b>
C100	<b>460AH</b>
C20	<b>415AH</b>
C10	<b>374AH</b>
C5	<b>340AH</b>
CCA	<b>1500</b>
CA or MCA	<b>1800</b>
HPCA	<b>2000 Amps</b>
Internal Resistance	<b>1.6m Ω</b>

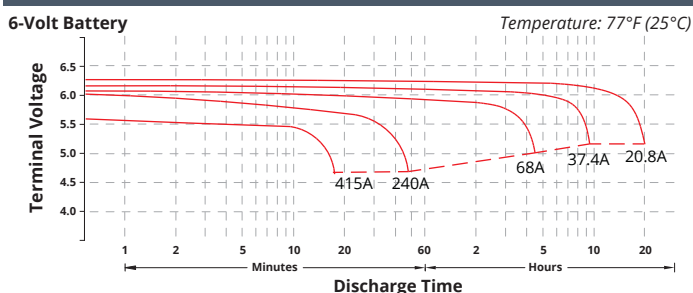
## MECHANICAL SPECIFICATIONS

Group Size	<b>L16 / 903</b>	
Terminal Type	<b>DTW</b>	
Terminal Torque	<b>See reverse side</b>	
Height (w/ terminal)	<b>16.69"</b>	<b>424mm</b>
Height (case only)	<b>15.90"</b>	<b>404mm</b>
Width	<b>7.05"</b>	<b>179mm</b>
Length	<b>11.61"</b>	<b>295mm</b>
Weight	<b>123.2 lbs.</b>	<b>56 kg</b>
Case Type	<b>ABS Plastic - Flame Res. Rating UL94-HB</b>	

## DISCHARGE TABLE (Constant Current)

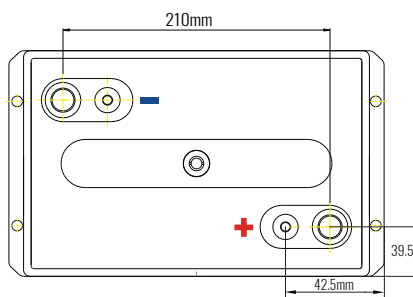
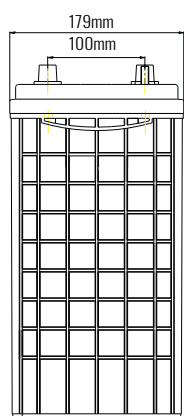
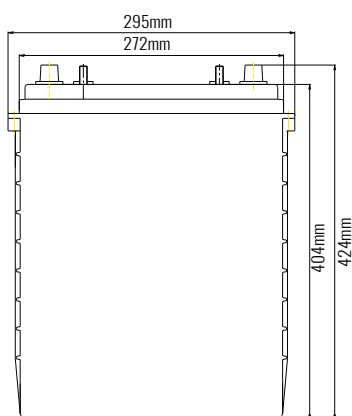
Time	Amps	Rate
20hr	20.8	0.05CA
10hr	37.4	0.10CA
8hr	45.1	0.13CA
5hr	68.0	0.20CA
3hr	93.9	0.33CA
2hr	123	0.50CA
1hr	232	1.00CA

## DISCHARGE PROFILE (Constant Current)



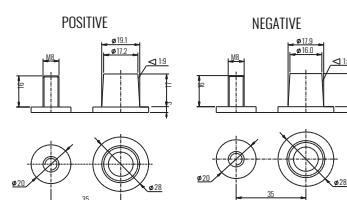
- All listed ratings are @ 100% SoC, T=77°F (25°C), 1.75VPC unless otherwise specified.  
 - Specifications listed are for estimation purposes only. Battery performance can vary depending on application. Battery design subject to change.

## BATTERY & TERMINAL DIMENSIONS (All units shown in mm)



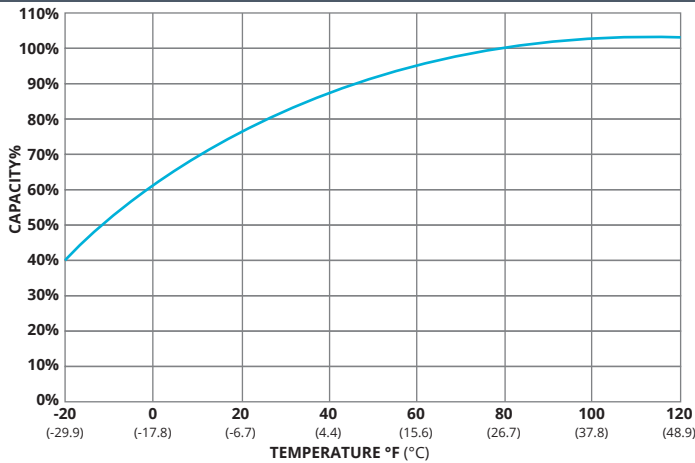
Battery bank spacing required,  
12.5mm (1/2" inch) minimum

Terminal: DTW (Dual AP & Stud)

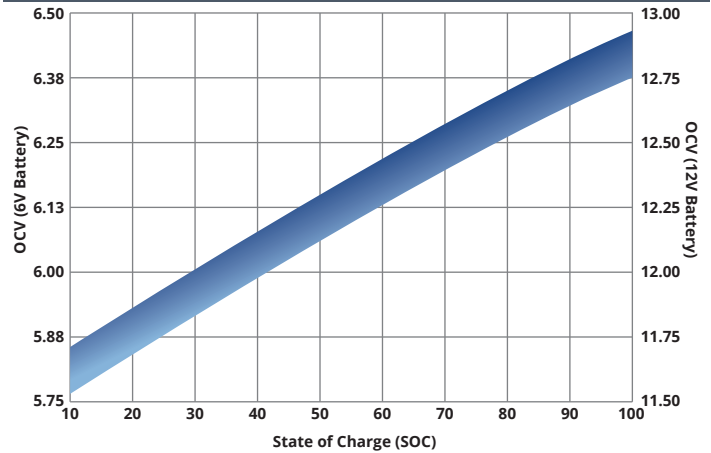


(unit: mm)

## TEMPERATURE vs CAPACITY

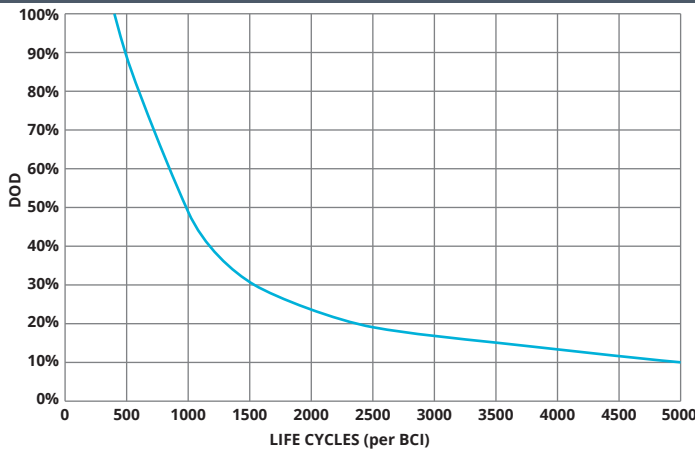


## STATE of CHARGE (SOC) vs OPEN CIRCUIT VOLTAGE (OCV)

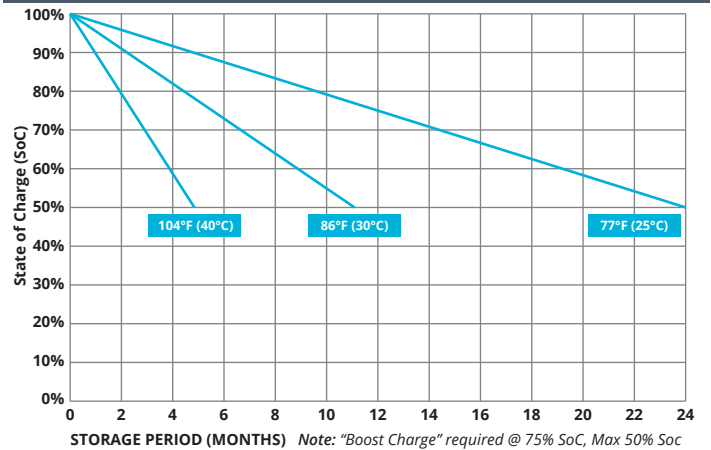


## CYCLE LIFE vs DEPTH of DISCHARGE (DOD)

\*(Based on BCI Testing @ 2-hr Rate)



## SELF DISCHARGE vs TIME/TEMPERATURE



## TEMPERATURE RANGE SPECIFICATIONS

Condition	Recommended	Maximum	Recommended	Maximum
Storage	5°F to 122°F	-40°F to 160°F	-15°C to 50°C	-40°C to 71°C
Operation	5°F to 104°F	-40°F to 160°F	-15°C to 40°C	-40°C to 71°C
Charge with TC	5°F to 122°F	-40°F to 160°F	-15°C to 50°C	-40°C to 71°C
Charge w/o TC	32°F to 104°F	5°F to 122°F	0°C to 40°C	-15°C to 50°C

\*TC= Temperature Compensation

## CHARGE VOLTAGES

Charge Stage	Battery Voltages			
	6V	12V	24V	48V
Bulk	7.35V	14.7V	29.4V	58.8V
Absorption	7.35V	14.7V	29.4V	58.8V
Float	6.8V	13.6V	27.2V	54.6V

TC Factor: (-2mV/°F/cell) or (-4mV/°C/cell)

## TERMINAL TORQUE SPECS (applicable values are highlighted)

M6, AP	M8	M10	M6M (Stud)	M8M (Stud)	M10M (Stud)	3/8" Stud	FR45	TP06 (AP)	TP08/TP68 (AP)
4.1-5.8ft-lbs	7.1-7.9ft-lbs	9.6-12ft-lbs	3.3-4.6ft-lbs	4.9-6.3ft-lbs	7.7-9.6ft-lbs	8.9-12ft-lbs	5.8-7.4ft-lbs	3.3-4.6ft-lbs	50-70ft-lbs
50-70lbs-in	85-95lbs-in	115-141lbs-in	40-56lbs-in	58-75lbs-in	92-115lbs-in	106-150lbs-in	70-90lbs-in	40-56lbs-in	63-83lbs-in
5.6-7.9Nm	9.6-10.7Nm	13-16Nm	4.5-6.3Nm	6.6-8.5Nm	10.4-13Nm	12-16.9Nm	7.9-10.1Nm	4.5-6.3Nm	7.1-9.4Nm



9001:2008 Quality Management System  
 14001:2004 Environmental Management System  
 18001:2007 Occupational Health & Safety Management System



DELIVERY APPROVED!  
**LAND, SEA  
 & AIR**

Fullriver batteries are sealed lead acid batteries made with Absorbed Glass Mat (AGM) technology. The electrolyte is absorbed into the fiberglass separator material rather than in a free-flowing liquid form. Fullriver batteries are non-spillable electric storage batteries. They are excepted from the requirements of DOT's hazardous materials regulations, since they adhere to the requirements of code 49 CFR Section 173.159(D) - (CLASSIFIED APPROVED: DOT, CFR, HMR49, IATA, ICAO67, IMDG27)