

Product card

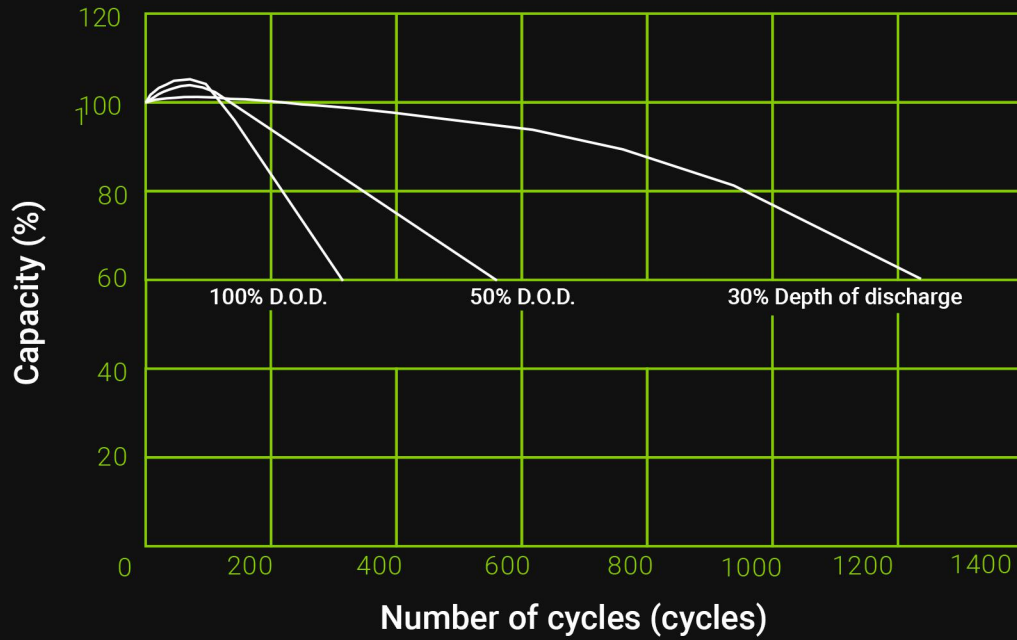


Electrical Specification:

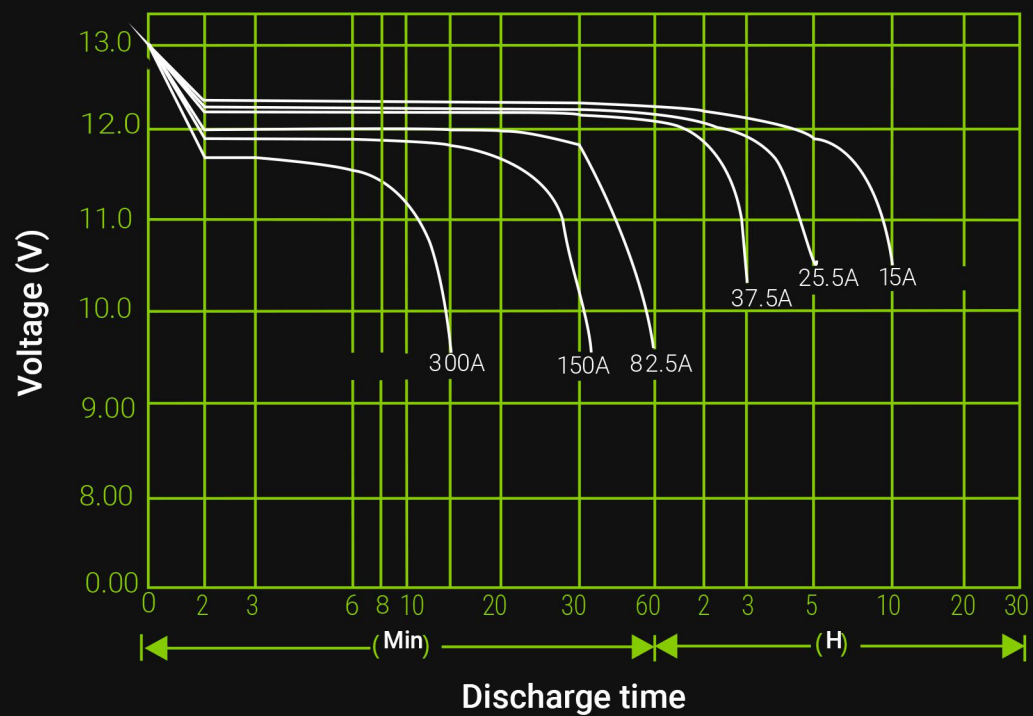
Capacity 25°C (77°F)	10hour rate(15A)	150.0Ah
	5hour rate(25.5A)	127.5Ah
	1hour rate(82.5A)	90Ah
Capacity Affected by Temperature (20hour rate)	40°C (104°F)	102%
	25°C (77°F)	100%
	0°C (32°F)	85%
	-15°C (5°F)	65%
Internal Resistance	full charged battery 25°C (77°F)	5mΩ
Self-Discharge at 25°C (77°F)	Capacity after 3 month storage	91 %
	Capacity after 6 month storage	82 %
	Capacity after 12 month storage	64 %

Charge (constant Voltage)	Cycle	Initial Charging Current less than 37.5A Voltage 14.40 - 14.90V
	Float	Voltage 13.50 - 13.80V

Cycle service life in relation to depth of discharge:



Discharge Characteristics after fully charged (25°C, 77°F):



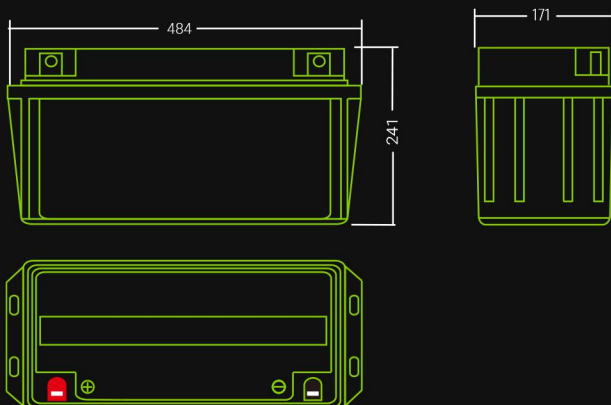
Constant Current (Amp) and Constant Power (watt) Discharge Table at 25°C (77°F):

time		10min	15min	30min	1h	2h	3h	4h	5h	8h	10h	20h
9.60V	A	315	248	150.0	93.0	54.8	38.3	31.4	26.7	18.3	15.3	8.0
	W	3367	2705	1673	1055	631	447	368	315	217	180.8	95.9
9.90V	A	306.0	241.5	147.0	91.7	54.5	38.1	31.2	26.6	18.3	15.3	8.0
	W	3283	2649	1645	1042	628	445	367	314	217	181.5	95.8
10.20V	A	293	233	142.5	89.3	54.0	37.8	30.9	26.4	18.2	15.2	8.0
	W	3150	2560	1600	1018	625	442	364	312	215	180.0	95.7
10.50V	A	281	225	139.1	87.0	53.3	37.5	30.8	26.3	18.0	15.2	7.9
	W	3029	2486	1567	996	618	440	363	311	214	180.0	95.1
10.80V	A	264	213	134.0	84.8	51.9	36.5	29.9	25.5	17.4	15.0	7.9
	W	2859	2362	1515	974	604	428	353	303	207	178.5	94.5

Physical specification:

Nominal Voltage		12V
Nominal Capacity(10HR)		150AH
Dimensions	Length	484±1 mm (19.1 inches)
	Width	171±1 mm (6.73 inches)
	Container Height	241±2 mm (9.49 inches)
	Total Height	241±2 mm (9.49 inches)
Weight		Approx 42.5 kg (93.5 lbs)
Standard terminal		T2

Dimensions (mm):



Terminal type:

Standard Terminal T2



(in mm)