









MSMDxxxM6-60 166 M6 cells half cut

360W–380W



KEY FEATURES

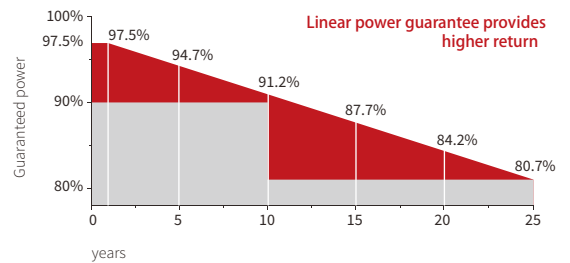
-  **Class A fire resistant** (industry standard class C)
-  Outstanding performance in low-light conditions
-  Low temperature coefficient (Pmax): $-0.35\% / ^\circ\text{C}$
- +5W** 0~+5W positive tolerance - to assure high output
-  Lower internal current, lower hot spot temperature
-  Cell crack risk limited in small region, enhance the module reliability
- PID FREE** Excellent anti-PID module design, TÜV SÜD certified
-  Certified to withstand high wind loads (3600pa) and snow loads (8000pa)
-  Salt mist and ammonia corrosion resistant

PRODUCT CERTIFICATES



WARRANTY

- Our linear power guarantee
- Standard linear power guarantee



15 years Enhanced product guarantee on product and workmanship

25 years Linear power output warranty

MSMDxxxM6-60

ELECTRICAL CHARACTERISTICS

STC	360	365	370	375	380
Maximum Power at STC (Pmax)	360 W	365 W	370 W	375 W	380 W
Optimum Operating Voltage (Vmp)	33.9 V	34.1 V	34.3 V	34.5 V	34.7 V
Optimum Operating Current (Imp)	10.62 A	10.71 A	10.79 A	10.86 A	10.95 A
Open Circuit Voltage (Voc)	40.5 V	40.7 V	40.9 V	41.2 V	41.4 V
Short Circuit Current (Isc)	11.35 A	11.42 A	11.49 A	11.56 A	11.63 A
Module Efficiency	19.4%	19.7%	20.2%	20.5%	20.7%
Operating Module Temperature	-40 °C to +85 °C				
Maximum System Voltage	1500 V DC (IEC)				
Maximum Series Fuse Rating	20 A				
Power Tolerance	0/+5W				

STC: Irradiance 1000 W/m², module temperature 25 °C, AM=1.5; Tolerances of Pmax, Voc and Isc are all within +/- 5%.

NMOT	360	365	370	375	380
Maximum Power at NMOT (Pmax)	270.7 W	274.3 W	278.2 W	282.1 W	286.5 W
Optimum Operating Voltage (Vmp)	31.6 V	31.8 V	32.0 V	32.2 V	32.4 V
Optimum Operating Current (Imp)	8.56 A	8.48 A	8.69 A	8.76 A	8.84 A
Open Circuit Voltage (Voc)	38.4 V	38.5 V	38.7 V	38.9 V	39.1 V
Short Circuit Current (Isc)	9.04 A	9.10 A	9.17 A	9.24 A	9.31 A

NMOT: Irradiance 800 W/m², ambient temperature 20 °C, AM=1.5, wind speed 1 m/s.

TEMPERATURE CHARACTERISTICS

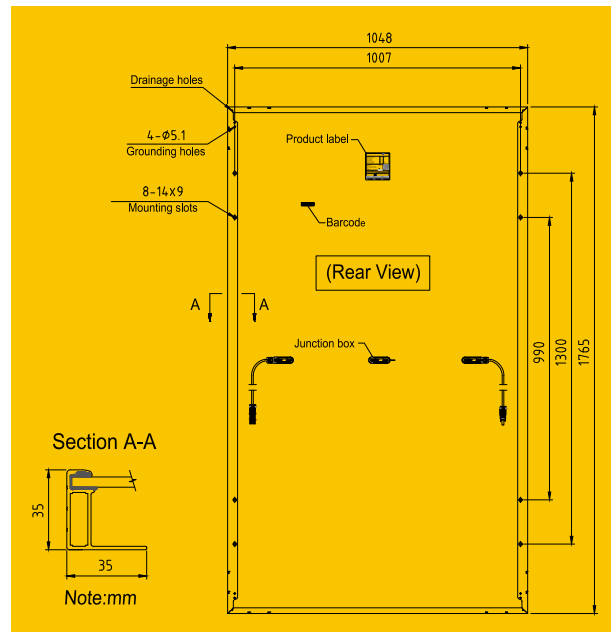
Nominal Module Operating Temperature (NMOT)	42±2°C
Temperature Coefficient of Pmax	-0.35 %/°C
Temperature Coefficient of Voc	-0.304 %/°C
Temperature Coefficient of Isc	0.050 %/°C

MECHANICAL CHARACTERISTICS

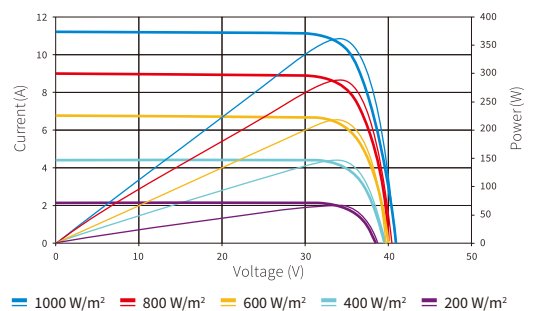
Solar Cell	Monocrystalline silicon 166 mm (9BB)
No. of Cells	120 (6 × 20)
Dimensions	1765 x 1048 x 35 mm
Weight	20.0 kgs
Front Glass	3.2 mm
Frame	Anodized aluminium alloy
Junction Box	IP68 rated (3 bypass diodes)
Output Cables	4.0 mm ² , symmetrical lengths (-) 1200 mm and (+) 1200 mm

PACKING CONFIGURATION

Container	20' GP	40' HC
Pieces per pallet	30	30+1
Pallets per container	6	26
Pieces per container	180	806



Current-Voltage & Power-Voltage Curve (370S)



Axpert VM IV Off-Grid Inverter



- Customizable status LED ring with RGB lights
- Touchable button with 4.3" colored LCD
- Built-in Wifi for mobile monitoring (App is available)
- Supports USB On-the-Go function
- Data log events stored in the inverter
- Reserved communication port (RS485, CAN-BUS or RS232) for BMS
- Battery independent design
- Battery equalization extends lifecycle
- User-friendly LCD operation
- Enhanced charging power
- Built-in anti-dust kit

OFF-GRID INVERTER

User-programmable RGB lighting for different operation mode

Three lighting effects



- Cycling**
Quickly scrolling with a color of your choice in a continuous circular motion
- Wheel**
Illuminates with twinkling lights in a color of your choice
- Chasing**
Radiates your selected color upward from the bottom of the ring

Axpert VM IV Off-Grid Inverter Selection Guide

MODEL	Axpert VM IV 3600-24	Axpert VM IV 5600-48
Rated Power	3600VA/3600W	5600VA/5600W
INPUT		
Voltage	230 VAC	
Selectable Voltage Range	170-280 VAC (For Personal Computers) ; 90-280 VAC (For Home Appliances)	
Frequency Range	50 Hz/60 Hz (Auto sensing)	
OUTPUT		
AC Voltage Regulation (Batt. Mode)	230 VAC ± 5%	
Surge Power	7200VA	11200VA
Efficiency (Peak)	90% ~ 93%	
Transfer Time	15 ms (For Personal Computers) ; 20 ms (For Home Appliances)	
Waveform	Pure sine wave	
BATTERY		
Battery Voltage	24 VDC	48 VDC
Floating Charge Voltage	27 VDC	54 VDC
Overcharge Protection	33 VDC	63 VDC
SOLAR CHARGER & AC CHARGER		
Solar Charger Type	MPPT	MPPT
Maximum PV Array Power	4000 W	6000 W
MPPT Range @ Operating Voltage	120 ~ 450 VDC	
Maximum PV Array Open Circuit Voltage	500 VDC	
Maximum Solar Charge Current	120 A	120 A
Maximum AC Charge Current	100 A	100 A
Maximum Charge Current	120 A	120 A
PHYSICAL		
Dimension, D x W x H (mm)	115 x 300 x 400	
Net Weight (kgs)	9.0	10.0
Communication Interface	USB/RS232/RS485/WiFi/Dry-contact	
OPERATING ENVIRONMENT		
Humidity	5% to 95% Relative Humidity(Non-condensing)	
Operating Temperature	-10°C to 50°C	
Storage Temperature	-15°C to 60°C	

Product specifications are subject to change without further notice.