

Preliminary

Mono Multi Solutions

Vertex S

BACKSHEET MONOCRYSTALLINE MODULE

PRODUCT: TSM-DE09R.08

PRODUCT RANGE: 415-435W

435W

MAXIMUM POWER OUTPUT

0~+5W

POSITIVE POWER TOLERANCE

21.8%

MAXIMUM EFFICIENCY



Small in size, big on power

- Small form factor. Generate a huge amount of energy even in limited space.
- Up to 435W, 21.8% module efficiency with high density interconnect technology
- Multi-busbar technology for better light trapping effect, lower series resistance and improved current collection
- Reduce installation cost with higher power bin and efficiency
- Boost performance in warm weather lower temperature coefficient (-0.34%) and operating temperature



Universal solution for residential and C&I rooftops


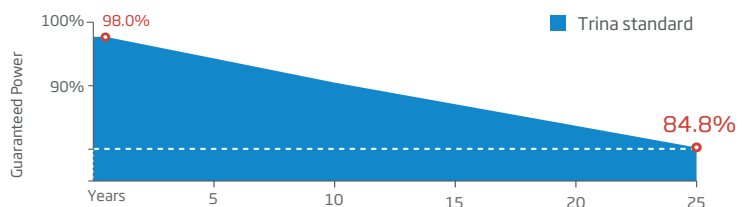
- Designed for compatibility with existing mainstream optimizers, inverters and mounting systems
- Perfect size and low weight. Easy for handling. Economy for transporting
- Diverse installation solutions. Flexible for system deployment



High Reliability

- 15 year product warranty
- 25 year performance warranty with lowest degradation;
- Minimized micro-cracks with innovative non-destructive cutting technology
- Ensured PID resistance through cell process and module material control
- Mechanical performance up to 6000 Pa positive load and 4000 Pa negative load

Trina Solar's Backsheet Performance Warranty



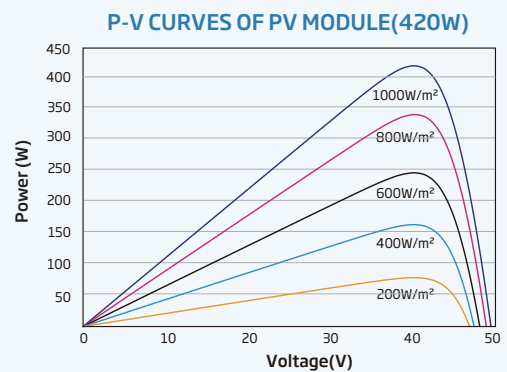
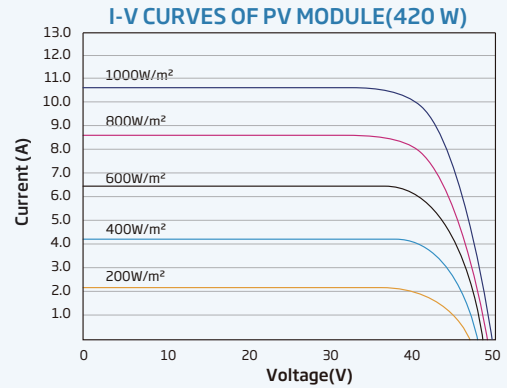
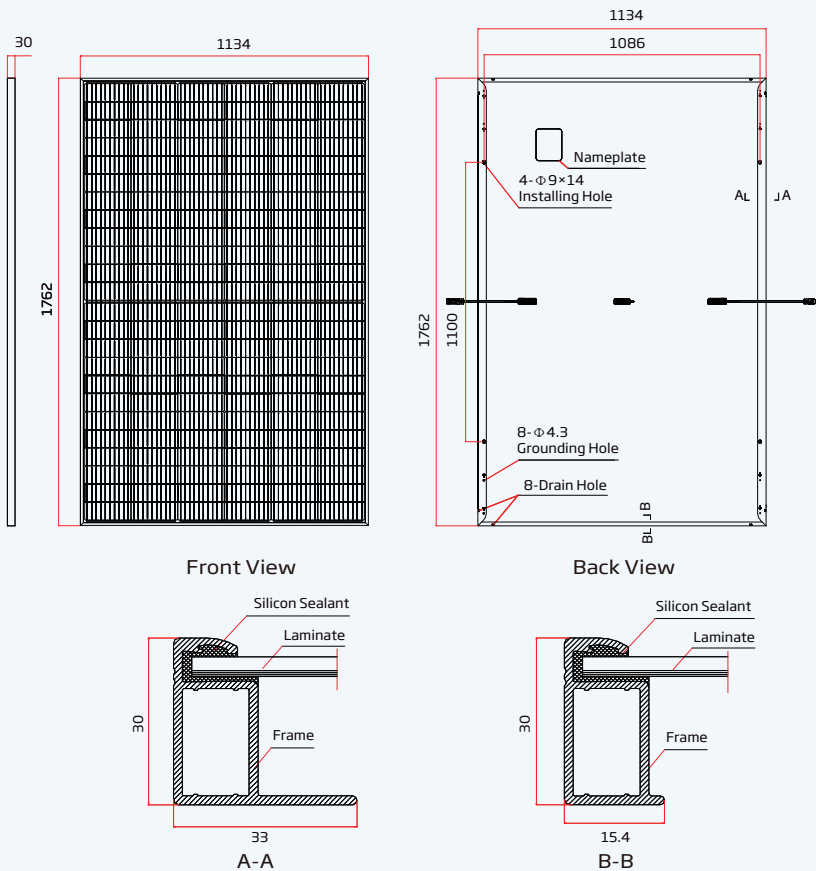
Comprehensive Products and System Certificates



IEC61215/IEC61730/IEC61701/IEC62716/UL61730
 ISO 9001: Quality Management System
 ISO 14001: Environmental Management System
 ISO14064: Greenhouse Gases Emissions Verification
 ISO45001: Occupational Health and Safety Management System



DIMENSIONS OF PV MODULE(mm)



ELECTRICAL DATA (STC)

Peak Power Watts- P_{MAX} (Wp)*	415	420	425	430	435
Power Tolerance- P_{MAX} (W)			0 ~ +5		
Maximum Power Voltage- V_{MPP} (V)	41.0	41.3	41.5	41.8	42.0
Maximum Power Current- I_{MPP} (A)	10.11	10.17	10.24	10.30	10.36
Open Circuit Voltage- V_{OC} (V)	49.4	49.7	49.9	50.3	50.6
Short Circuit Current- I_{SC} (A)	10.64	10.69	10.74	10.81	10.86
Module Efficiency η_m (%)	20.8	21.0	21.3	21.5	21.8

STC: Irradiance 1000W/m², Cell Temperature 25°C, Air Mass AM1.5. *Measuring tolerance: ±3%.

ELECTRICAL DATA (NOCT)

Maximum Power- P_{MAX} (Wp)	313	317	321	325	329
Maximum Power Voltage- V_{MPP} (V)	38.5	38.8	39.1	39.4	39.6
Maximum Power Current- I_{MPP} (A)	8.13	8.17	8.21	8.26	8.30
Open Circuit Voltage- V_{OC} (V)	46.5	46.7	46.9	47.3	47.6
Short Circuit Current- I_{SC} (A)	8.58	8.62	8.66	8.71	8.75

NOCT: Irradiance at 800W/m², Ambient Temperature 20°C, Wind Speed 1m/s.

MECHANICAL DATA

Solar Cells	Monocrystalline
No. of cells	144 cells
Module Dimensions	1762×1134×30 mm (69.37×44.65×1.18 inches)
Weight	21.8 kg (48.1 lb)
Glass	3.2 mm (0.13 inches), High Transmission, AR Coated Heat Strengthened Glass
Encapsulant material	EVA/POE
Backsheet	White
Frame	30mm(1.18 inches) Anodized Aluminium Alloy
J-Box	IP 68 rated
Cables	Photovoltaic Technology Cable 4.0mm ² (0.006 inches ²), Portrait: 350/280 mm(13.78/11.02 inches) Length can be customized
Connector	MC4 EV02 / TS4*

*Please refer to regional datasheet for specified connector.

TEMPERATURE RATINGS

NOCT (Nominal Operating Cell Temperature)	43°C (±2°C)
Temperature Coefficient of P_{MAX}	-0.34%/°C
Temperature Coefficient of V_{OC}	-0.25%/°C
Temperature Coefficient of I_{SC}	0.04%/°C

MAXIMUM RATINGS

Operational Temperature	-40~+85°C
Maximum System Voltage	1500V DC (IEC) 1500V DC (UL)
Max Series Fuse Rating	20A

WARRANTY

15 year Product Workmanship Warranty
25 year Power Warranty
2% first year degradation
0.55% Annual Power Attenuation

(Please refer to product warranty for details)

PACKAGING CONFIGURATION

Modules per box: 36 pieces
Modules per 40' container: 936 pieces

Axpert VM IV Off-Grid Inverter



- Customizable status LED ring with RGB lights
- Touchable button with 4.3" colored LCD
- Built-in Wifi for mobile monitoring (App is available)
- Supports USB On-the-Go function
- Data log events stored in the inverter
- Reserved communication port (RS485, CAN-BUS or RS232) for BMS
- Battery independent design
- Battery equalization extends lifecycle
- User-friendly LCD operation
- Enhanced charging power
- Built-in anti-dust kit

User-programmable RGB lighting for different operation mode



Three lighting effects

- Cycling**
Quickly scrolling with a color of your choice in a continuous circular motion
- Wheel**
Illuminates with twinkling lights in a color of your choice
- Chasing**
Radiates your selected color upward from the bottom of the ring

Axpert VM IV Off-Grid Inverter Selection Guide

MODEL	Axpert VM IV 3600-24	Axpert VM IV 5600-48
Rated Power	3600VA/3600W	5600VA/5600W
INPUT		
Voltage	230 VAC	
Selectable Voltage Range	170-280 VAC (For Personal Computers) ; 90-280 VAC (For Home Appliances)	
Frequency Range	50 Hz/60 Hz (Auto sensing)	
OUTPUT		
AC Voltage Regulation (Batt. Mode)	230 VAC ± 5%	
Surge Power	7200VA	11200VA
Efficiency (Peak)	90% ~ 93%	
Transfer Time	15 ms (For Personal Computers) ; 20 ms (For Home Appliances)	
Waveform	Pure sine wave	
BATTERY		
Battery Voltage	24 VDC	48 VDC
Floating Charge Voltage	27 VDC	54 VDC
Overcharge Protection	33 VDC	63 VDC
SOLAR CHARGER & AC CHARGER		
Solar Charger Type	MPPT	MPPT
Maximum PV Array Power	4000 W	6000 W
MPPT Range @ Operating Voltage	120 ~ 450 VDC	
Maximum PV Array Open Circuit Voltage	500 VDC	
Maximum Solar Charge Current	120 A	120 A
Maximum AC Charge Current	100 A	100 A
Maximum Charge Current	120 A	120 A
PHYSICAL		
Dimension, D x W x H (mm)	115 x 300 x 400	
Net Weight (kgs)	9.0	10.0
Communication Interface	USB/RS232/RS485/WiFi/Dry-contact	
OPERATING ENVIRONMENT		
Humidity	5% to 95% Relative Humidity(Non-condensing)	
Operating Temperature	-10°C to 50°C	
Storage Temperature	-15°C to 60°C	

Product specifications are subject to change without further notice.