

Monocrystalline Photovoltaic Module »



# MEPV 120 ULTRA PREMIUM

## BLACK » 400 Wp



### QUALITY »



**IBC technology**  
Interdigitated  
back contact



**N-type cell**  
120 Half-Cut IBC



**Staubli MC4**  
Top quality components



**Premium integration**  
Total black



**Long durability**  
90% at the 30th year



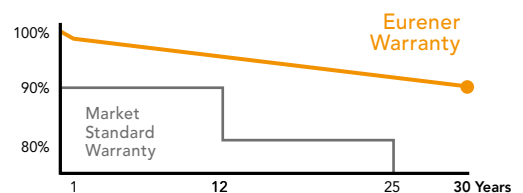
**+22%**  
**Efficiency**  
Over 22% efficiency



### WARRANTIES »

**20 YEARS PRODUCT WARRANTY**

**30 YEARS PERFORMANCE WARRANTY**  
Linear Warranty



### CERTIFICATES »



## TECHNICAL FEATURES »

### Eurener\_MEPV 120\_ULTRA PREMIUM\_400Wp\_2022EN

#### FRAME

Black anodized aluminium

Robust and resistant to corrosion

#### CONNECTION BOX AND PROTECTIONS

Sealed, robust and wide for heat dissipation

IP68 according to IEC 60529

Diodes by-pass built-in (3/6)

Connector MC4

Application Class A. Safety Class II

Cables 1000 mm ( $\pm 20\%$ ) length and 4 mm<sup>2</sup> section

#### FRONTAL

3,2 mm thick tempered glass with high strength and ARC

Textured, extra-clear with low iron content

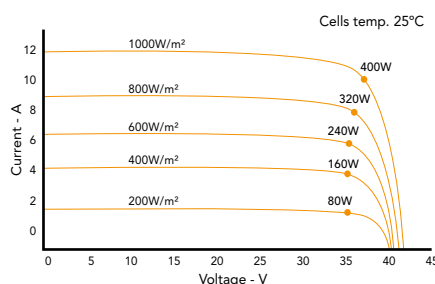
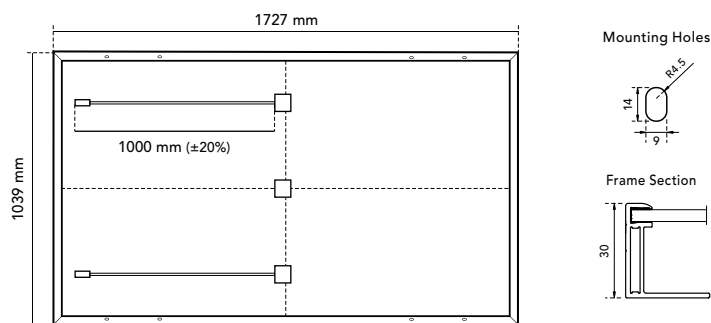
Frontal load (snow) 5400 Pa | Back load (wind) 2400 Pa

#### SOLAR CELLS

120 (6x20) cells monocrystalline silicon

#### WEIGHT, DIMENSIONS AND PACKAGING

20 Kg | 1727 x 1039 x 30 mm ( $\pm 1\%$ ) | Pack: 949 pcs-truck



## ELECTRIC DATA »

BLACK	MEPV 400
<b>STC: 1000 W/m<sup>2</sup>, module temperature 25°C, AM 1,5</b>	
Nominal power. Pmax	400 Wp
Max. power tolerance. Pmax	0 / +5 W
Area of the module	1,79 m <sup>2</sup>
Module efficiency	22,30 %
Isc	12,05 A
Voc	42,10 V
Imp	11,09 A
Vmp	36,10 V
<b>NOCT: 800 W/m<sup>2</sup>, ambient temperature 20°C, AM 1,5</b>	
Nominal power. Pmax	302 W
Isc	9,65 A
Voc	40,30 V
Imp	9,02 A
Vmp	33,50 V
<b>Operating parameters. Temperature coefficients</b>	
Maximum voltage	1500 V
Maximum series fuse rating. Ir	20 A
$\alpha$ Isc	0,046 % / °C
$\beta$ Voc	- 0,246 % / °C
$\gamma$ Pmax	- 0,290 % / °C
Temperature range	- 40°C ~ + 85 °C
NOCT	43 $\pm$ 2 °C

NOTE: Read the instruction manual of this product and follow the indications STC. Values are valid for: 1000W/m<sup>2</sup>, AM 1,5 and cells temperature of 25°C. Measurement tolerance  $\pm 3\%$  (AAA Solar simulation -IEC 60.904-9-). All the information of this brochure may be amended without notice by Eurener. Eurener\_MEPV 120\_ULTRA PREMIUM\_400Wp\_EN\_JUL2022

1997 to 2022  
**25**<sup>TH</sup>  
ANNIVERSARY

[www.eurenergroupp.com](http://www.eurenergroupp.com)  
contact@eurenerworld.com  
+34 960 045 515  
Calle Colón, 1-23  
46004, Valencia. Spain

[www.x-win.it](http://www.x-win.it)  
info@x-win.it  
+39 091.7836928  
Via Calcante 20  
90147 Palermo. Italy

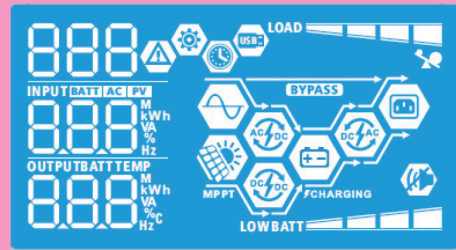


# Axpert VM III TWIN Off-Grid Inverter

20220001 P1.9.5-23.0

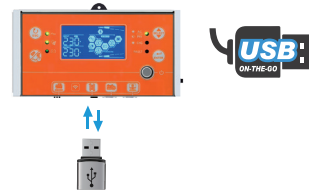


## LCD Display Panel

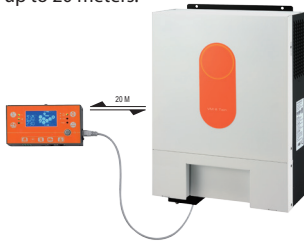


- Dual outputs for smart load management**  
 There are two outputs available. The second output can be scheduled on/off, setting cut-off voltage or SOC and discharging time via LCD setting. It facilitates users smart load control.
- Maximum PV input current 27A**  
 Designed with 27A PV input current, Axpert VM III TWIN is compatible to the market trend of increased Imp in solar panel.
- Wide PV input voltage range 60VDC ~ 450VDC**  
 Now, Axpert VM III TWIN allows wide PV input voltage range from 60VDC to 450VDC. This features allow less solar panel required in the system and save space.

- Supports USB On-the-Go function**  
 VM III TWIN series supports USB On-the-Go function to facilitate data upload/download.



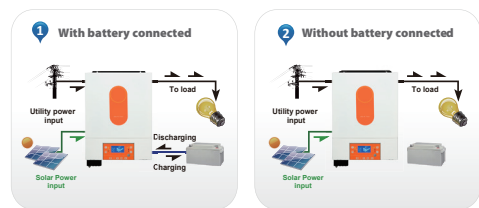
- Detachable LCD control module with various communications**  
 This detachable LCD control module can be turned to remote panel. Users can install the LCD panel in accessible area away from inverter up to 20 meters.



- Reserved communication port (RS-485, CAN-BUS or RS-232) for BMS**  
 This third generation inverter is reserved communication port for BMS. For the detailed information, please contact sales directly.

- Battery equalization extends lifecycle**  
 This inverter charger is built in battery equalization function. This function will help remove sulfation to optimize battery performance and even extend lifecycle.

- Battery independency**  
 Inverter can keep supplying power to the loads from PV energy or the grid without battery connected.



- Integrated WiFi interface with Mobile App**  
 VM III TWIN series is integrated WiFi interface ready for mobile monitoring. Mobile monitoring can be carried out through mobile applications in both iOS and Android. Users can track the history of the unit information such as energy generation and change parameter settings timely.



- User-friendly LCD operation**  
 Users can easily set up or change the charging current, output source and charger source prioritization through LCD control panel to optimize inverter performance.



- Replaceable fan design**  
 VM III TWIN series is designed with replaceable fan. It will simplify the maintenance and reduce the maintenance cost.



## Axpert VM III TWIN Off-Grid Inverter Selection Guide

MODEL	Axpert VM III TWIN 4K	Axpert VM III TWIN 6K
<b>RATED POWER</b>	4000VA/4000W	6000VA/6000W
<b>INPUT</b>		
Voltage	230 VAC	
Selectable Voltage Range	170-280 VAC (For Personal Computers) 90-280 VAC (For Home Appliances)	
Frequency Range	50 Hz/60 Hz (Auto sensing)	
<b>OUTPUT</b>		
AC Voltage Regulation (Batt. Mode)	230VAC $\pm$ 10%	
Surge Power	8000VA	12000VA
Efficiency (Peak)	90% ~ 93%	
Transfer Time	10 ms (For Personal Computers) 20 ms (For Home Appliances)	
Waveform	Pure sine wave	
<b>BATTERY</b>		
Battery Voltage	24 VDC	48 VDC
Floating Charge Voltage	27 VDC	54 VDC
Overcharge Protection	33 VDC	63 VDC
<b>SOLAR CHARGER &amp; AC CHARGER</b>		
Solar Charger type	MPPT	
Maximum PV Array Power	5000W	6000W
MPP Range @ Operating Voltage	60 ~ 450 VDC	60 ~ 450 VDC
Maximum PV Array Open Circuit Voltage	500 VDC	500 VDC
Maximum PV Input Current	27A	
Maximum Solar Charge Current	120A	120A
Maximum AC Charge Current	100A	100A
Maximum Charge Current	120A	120A
<b>PHYSICAL</b>		
Dimension, D x W x H (mm)	115 x 300 x 435	
Net Weight (kgs)	9	10
Communication Interface	USB/RS232/RS485/WiFi/Dry-contact	
<b>OPERATING ENVIRONMENT</b>		
Humidity	5% to 95% Relative Humidity (Non-condensing)	
Operating Temperature	-10°C to 50°C	
Storage Temperature	-15°C to 60°C	

Product specifications are subject to change without further notice.

## US5000

### Batteria al litio in bassa tensione

#### US5000 - Moduli da 4,8 kWh

La batteria al litio US5000 di Pylontech può essere utilizzata per supportare un'elevata potenza per vari tipi di apparecchiature e sistemi.

La batteria US5000 dispone di un BMS integrato che ha funzioni di protezione tra cui sottoscarica, sovraccarica, sovracorrente e controllo della temperatura delle celle.

#### Specifiche tecniche:

- Funzione **Soft-Start** in grado di ridurre la corrente di picco quando l'inverter si accende con la sola batteria;
- La **struttura molecolare** interna delle batterie LiFePO4 è **più stabile** e **più sicura**;
- **Profondità di scarica** (DOD) del 95%, disponibile per gli inverter allineati all'ultimo protocollo Pylontech;
- **Doppia protezione attiva a livello BMS**;
- Possibilità di collegare in parallelo più moduli batteria per espandere la capacità e la potenza;
- Possibilità di operare in diverse condizioni di temperatura;
- **Garanzia 10 anni.**

#### Dimensioni:

Larghezza: 442 mm

Altezza: 161 mm

Profondità: 420 mm

Peso: 39,7 kg



## Dati tecnici

### Batteria al Litio

Modello	US5000
<b>DATI ELETTRICI</b>	
Tecnologia cella	Li-ion (LFP)
Tensione nominale [V]	48
Capacità nominale [kWh/Ah]	4,8 / 100
Profondità di scarica DoD [%]	95
Capacità utilizzabile [kWh/Ah]	4,56 / 95
Corrente nominale raccomandata [A]	80*
Configurazione [max. moduli in un gruppo batteria]	16 pz
Tensione di carica [V]	52,5 ~ 53,5
Tensione di scarica [V]	43,5 ~ 53,5
<b>BUS</b>	
Bus di comunicazione	RS485, CAN
<b>DIMENSIONI E PESI</b>	
Larghezza [mm]	442
Altezza [mm]	161
Profondità [mm]	420
Peso [kg]	39,7
<b>VARIE</b>	
Temperatura di esercizio in carica [°C]	0 ~ 50
Temperatura di esercizio in scarica [°C]	-10 ~ 50
Temperatura di stoccaggio [°C]	-20 ~ 45
Classe di protezione	IP20
Vita operativa a 25 °C	15+ anni
Cicli di funzionamento	>6000 25°C
Certificati trasporto merce pericolosa	TÜV / CE / UN38.3 / UL / UN 3480
Normativa EMC	IEC62619, IEC63056, UL1973, UL9540A, IEC61000-6-2, IEC61000-6-3, UN38.3, GR-1089, UN 3480, GB/T 2423

\*: La corrente massima di lavoro raccomandata è riferita alla temperatura della cella della batteria compresa tra 10 ~ 40°C. Se al di fuori di questa temperatura può causare una diminuzione della corrente di funzionamento.