

# Hi-MO 5m

(G2)

## LR5-66HPH 495~515M

- Adatto per la generazione distribuita
- La tecnologia avanzata del modulo offre un'elevata efficienza del modulo
  - Wafer Gallium-doped M10
  - Nastro segmentato integrato
  - Cella Half-cut a 9 busbar
- Eccellenti prestazioni di generazione di energia
- L'elevata qualità dei moduli garantisce affidabilità a lungo termine



12 anni di garanzia di prodotto



25 anni di garanzia di potenza con decadimento lineare

### Sistema Completo e Certificazioni di Prodotto

IEC 61215, IEC61730, UL1703

ISO9001: 2015: Sistema di Gestione della Qualità ISO

ISO14001: 2015: Sistema di Gestione Ambientale ISO

ISO45001: 2018: Salute e Sicurezza sul Lavoro

IEC62941: Linee Guida per la Qualifica della Progettazione del Modulo e l'Omologazione

**LONGI**



**21.7%**

MASSIMA EFFICIENZA  
DEL MODULO

**0~3%**

TOLLERANZA  
DI POTENZA

**<2%**

DEGRADO DELLA  
POTENZA AL PRIMO ANNO

**0.55%**

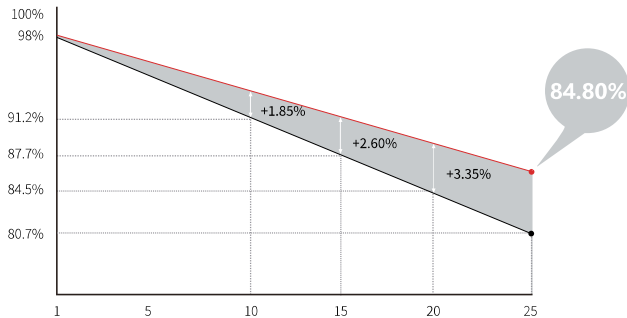
DEGRADO DELLA POTENZA  
DAL 2° al 25° ANNO

**HALF-CELL**

Temperatura di esercizio più bassa

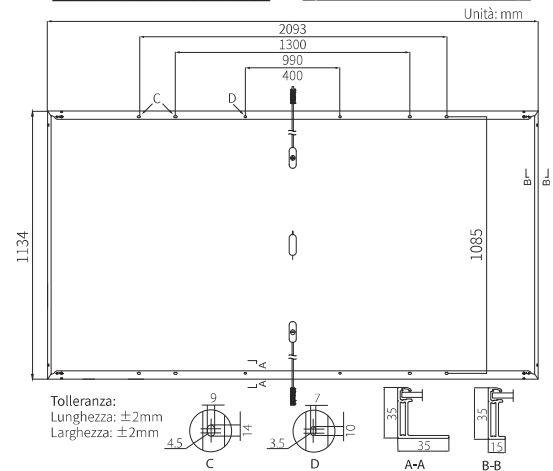

## Valore aggiunto

Garanzia sulla potenza di 25 anni



## Parametri Meccanici

Orientamento Celle	132 (6×22)
Scatola di Giunzione	IP68, 3 diodi
Cavo di uscita	4mm <sup>2</sup> , 1600mm
Connettore	MC4 EVO2
Vetro	Vetro singolo, 3,2mm vetro temperato rivestito
Telaio	Telaio in lega di alluminio anodizzato
Peso	25.3kg
Dimensioni	2093×1134×35mm
Confezione	31 pz a pallet / 155 pz a 20' GP / 682 pz a 40' HC



## Caratteristiche Elettriche

STC: AM1.5 1000W/m<sup>2</sup> 25°C NOCT: AM1.5 800W/m<sup>2</sup> 20°C 1m/s

Tolleranza di prova per Pmax: ± 3%

Modello	LR5-66HPH-495M		LR5-66HPH-500M		LR5-66HPH-505M		LR5-66HPH-510M		LR5-66HPH-515M	
	STC	NOCT	STC	NOCT	STC	NOCT	STC	NOCT	STC	NOCT
Condizioni di Prova	STC	NOCT	STC	NOCT	STC	NOCT	STC	NOCT	STC	NOCT
Potenza Massima (Pmax / W)	495	370.0	500	373.7	505	377.5	510	381.2	515	384.9
Tensione Circuito Aperto (Voc / V)	45.40	42.69	45.55	42.83	45.70	42.97	45.85	43.11	46.00	43.25
Corrente Corto Circuito (Isc / A)	13.82	11.17	13.90	11.24	13.97	11.30	14.05	11.36	14.13	11.42
Tensione alla Massima Potenza (Vmp / V)	38.23	35.51	38.38	35.65	38.53	35.79	38.68	35.93	38.83	36.07
Corrente alla Massima Potenza (Imp / A)	12.95	10.42	13.03	10.48	13.11	10.55	13.19	10.61	13.27	10.67
Efficienza del Modulo (%)	20.9		21.1		21.3		21.5		21.7	

## Parametri Operativi

Temperatura di funzionamento	-40°C ~ +85°C
Tolleranza dell'Uscita di Potenza	0 ~ 3%
Tolleranza di Voc e Isc	±3%
Tensione Massima di Sistema	DC1500V (IEC/UL)
Valore Massimo di Serie Fusibili	25A
Temperatura operativa nominale della cella	45±2°C
Classe di Sicurezza	Class II
Classificazione Resistenza al fuoco	UL tipo 1 o 2 IEC Class C

## Caricamento Meccanico

Carico Statico Massimo sul Lato Anteriore	5400Pa
Carico Statico Massimo sul Lato Posteriore	2400Pa
Test di resistenza alla grandine	Grandine di 25 mm alla velocità di 23 m/s

## Valutazioni di Temperatura (STC)

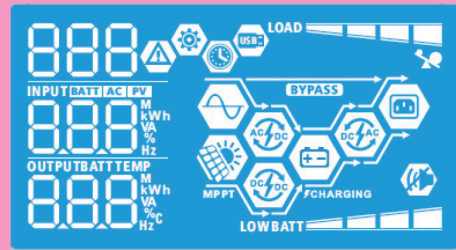
Coefficiente di Temperatura di Isc	+0.050%/°C
Coefficiente di Temperatura di Voc	-0.265%/°C
Coefficiente di Temperatura di Pmax	-0.340%/°C

# Axpert VM III TWIN Off-Grid Inverter

20220001 P1.9.5-23.0

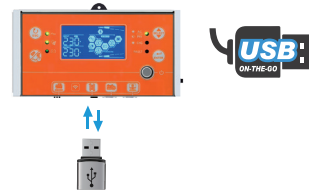


## LCD Display Panel

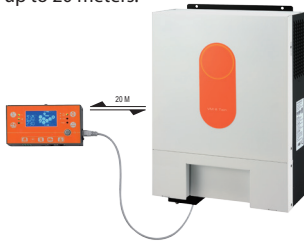


- Dual outputs for smart load management**  
 There are two outputs available. The second output can be scheduled on/off, setting cut-off voltage or SOC and discharging time via LCD setting. It facilitates users smart load control.
- Maximum PV input current 27A**  
 Designed with 27A PV input current, Axpert VM III TWIN is compatible to the market trend of increased Imp in solar panel.
- Wide PV input voltage range 60VDC ~ 450VDC**  
 Now, Axpert VM III TWIN allows wide PV input voltage range from 60VDC to 450VDC. This features allow less solar panel required in the system and save space.

- Supports USB On-the-Go function**  
 VM III TWIN series supports USB On-the-Go function to facilitate data upload/download.



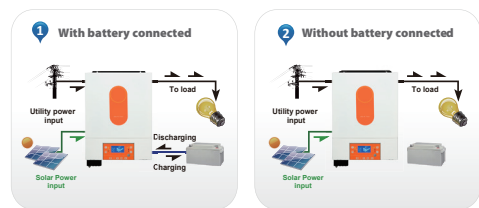
- Detachable LCD control module with various communications**  
 This detachable LCD control module can be turned to remote panel. Users can install the LCD panel in accessible area away from inverter up to 20 meters.



- Reserved communication port (RS-485, CAN-BUS or RS-232) for BMS**  
 This third generation inverter is reserved communication port for BMS. For the detailed information, please contact sales directly.

- Battery equalization extends lifecycle**  
 This inverter charger is built in battery equalization function. This function will help remove sulfation to optimize battery performance and even extend lifecycle.

- Battery independency**  
 Inverter can keep supplying power to the loads from PV energy or the grid without battery connected.



- Integrated WiFi interface with Mobile App**  
 VM III TWIN series is integrated WiFi interface ready for mobile monitoring. Mobile monitoring can be carried out through mobile applications in both iOS and Android. Users can track the history of the unit information such as energy generation and change parameter settings timely.



- User-friendly LCD operation**  
 Users can easily set up or change the charging current, output source and charger source prioritization through LCD control panel to optimize inverter performance.



- Replaceable fan design**  
 VM III TWIN series is designed with replaceable fan. It will simplify the maintenance and reduce the maintenance cost.



## Axpert VM III TWIN Off-Grid Inverter Selection Guide

MODEL	Axpert VM III TWIN 4K	Axpert VM III TWIN 6K
<b>RATED POWER</b>	4000VA/4000W	6000VA/6000W
<b>INPUT</b>		
Voltage	230 VAC	
Selectable Voltage Range	170-280 VAC (For Personal Computers) 90-280 VAC (For Home Appliances)	
Frequency Range	50 Hz/60 Hz (Auto sensing)	
<b>OUTPUT</b>		
AC Voltage Regulation (Batt. Mode)	230VAC $\pm$ 10%	
Surge Power	8000VA	12000VA
Efficiency (Peak)	90% ~ 93%	
Transfer Time	10 ms (For Personal Computers) 20 ms (For Home Appliances)	
Waveform	Pure sine wave	
<b>BATTERY</b>		
Battery Voltage	24 VDC	48 VDC
Floating Charge Voltage	27 VDC	54 VDC
Overcharge Protection	33 VDC	63 VDC
<b>SOLAR CHARGER &amp; AC CHARGER</b>		
Solar Charger type	MPPT	
Maximum PV Array Power	5000W	6000W
MPP Range @ Operating Voltage	60 ~ 450 VDC	60 ~ 450 VDC
Maximum PV Array Open Circuit Voltage	500 VDC	500 VDC
Maximum PV Input Current	27A	
Maximum Solar Charge Current	120A	120A
Maximum AC Charge Current	100A	100A
Maximum Charge Current	120A	120A
<b>PHYSICAL</b>		
Dimension, D x W x H (mm)	115 x 300 x 435	
Net Weight (kgs)	9	10
Communication Interface	USB/RS232/RS485/WiFi/Dry-contact	
<b>OPERATING ENVIRONMENT</b>		
Humidity	5% to 95% Relative Humidity (Non-condensing)	
Operating Temperature	-10°C to 50°C	
Storage Temperature	-15°C to 60°C	

Product specifications are subject to change without further notice.



## Residential BESS

US5000



### Safety

Multi-protection from self developed BMS



### Optimal Electricity Cost

Long cycle life and superior performance



### Compact Size & East Installation

Module design help for quick installation



### Easy to Scale Up

Be workable to be parallel based on 48V



### Compatibility

Compatible with Tier 1 inverter brands

PYLON

# SPECIFICATION



## Module

## US5000

## US5000-B

### Basic Parameters

Nominal Voltage (Vdc)		48	48
Nominal Capacity(Wh)		4800	4800
Depth of discharge (%)		95	95
Usable Capacity(Wh)		4560	4560
Dimension(mm)		442*420*161	442*420*161
Weight (Kg)		38	39
Discharge Voltage (V)		44.5 ~ 53.5	44.5 ~ 53.5
Charge Voltage (V)		52.5 ~ 53.5	52.5 ~ 53.5
Charge/Discharge Current (A)	Recommend	75	75
Charge/Discharge Current(A)	Max.	120@15min	120@15min
Charge/Discharge Current (A) 2	Peak 2	200@15sec	200@15sec
Communication		RS485, CAN	RS485, CAN
Configuration (max. in 1 battery group)		16pcs	16pcs
Working Temperature	Charge	0°C ~55°C	0°C ~55°C
Working Temperature	Discharge	-10°C ~55°C	-10°C ~55°C
Shelf Temperature		-20°C ~60°C	-20°C ~60°C
Short current/duration time		<4000A/2ms	<4000A/2ms
Cooling type		Natural	Natural
Breaker		No	Yes
IP rating of enclosure		IP20	IP20
Humidity		5% ~ 95%(RH) No Condensation	5% ~ 95%(RH) No Condensation
Altitude(M)		<4000	<4000
Certification		IEC / CE / UN38.3/UL	IEC / CE / UN38.3/UL
Design life		15+ Years (25°C/77°F)	15+ Years (25°C/77°F)
Cycle Life		>6,000 25°C	>6,000 25°C
Reference to standards)		IEC62619, IEC63056,CE, UN38.3,UL1973, UKCA	IEC62619, IEC63056,CE, UN38.3,UL1973, UKCA,CEC