

Preliminary

Mono Multi Solutions

# Vertex S

BACKSHEET MONOCRYSTALLINE MODULE

PRODUCT: TSM-DE09R.08

PRODUCT RANGE: 415-435W

## 435W

MAXIMUM POWER OUTPUT

## 0~+5W

POSITIVE POWER TOLERANCE

## 21.8%

MAXIMUM EFFICIENCY



### Small in size, big on power

- Small form factor. Generate a huge amount of energy even in limited space.
- Up to 435W, 21.8% module efficiency with high density interconnect technology
- Multi-busbar technology for better light trapping effect, lower series resistance and improved current collection
- Reduce installation cost with higher power bin and efficiency
- Boost performance in warm weather lower temperature coefficient (-0.34%) and operating temperature



### Universal solution for residential and C&I rooftops


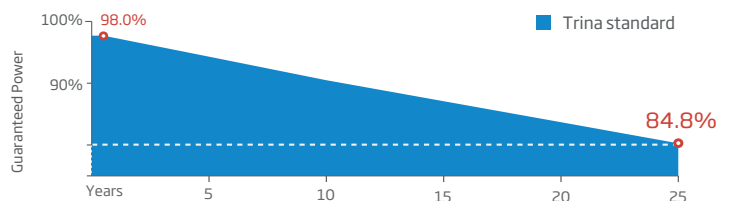
- Designed for compatibility with existing mainstream optimizers, inverters and mounting systems
- Perfect size and low weight. Easy for handling. Economy for transporting
- Diverse installation solutions. Flexible for system deployment



### High Reliability

- 15 year product warranty
- 25 year performance warranty with lowest degradation;
- Minimized micro-cracks with innovative non-destructive cutting technology
- Ensured PID resistance through cell process and module material control
- Mechanical performance up to 6000 Pa positive load and 4000 Pa negative load

### Trina Solar's Backsheet Performance Warranty



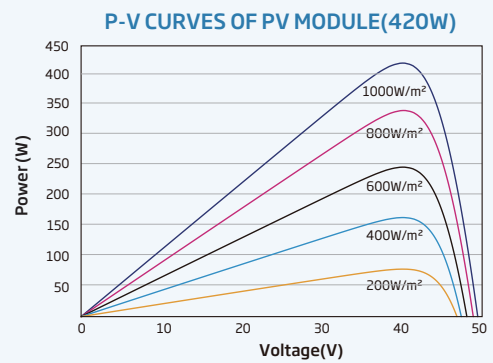
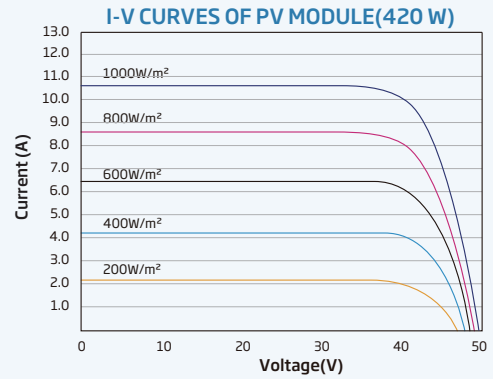
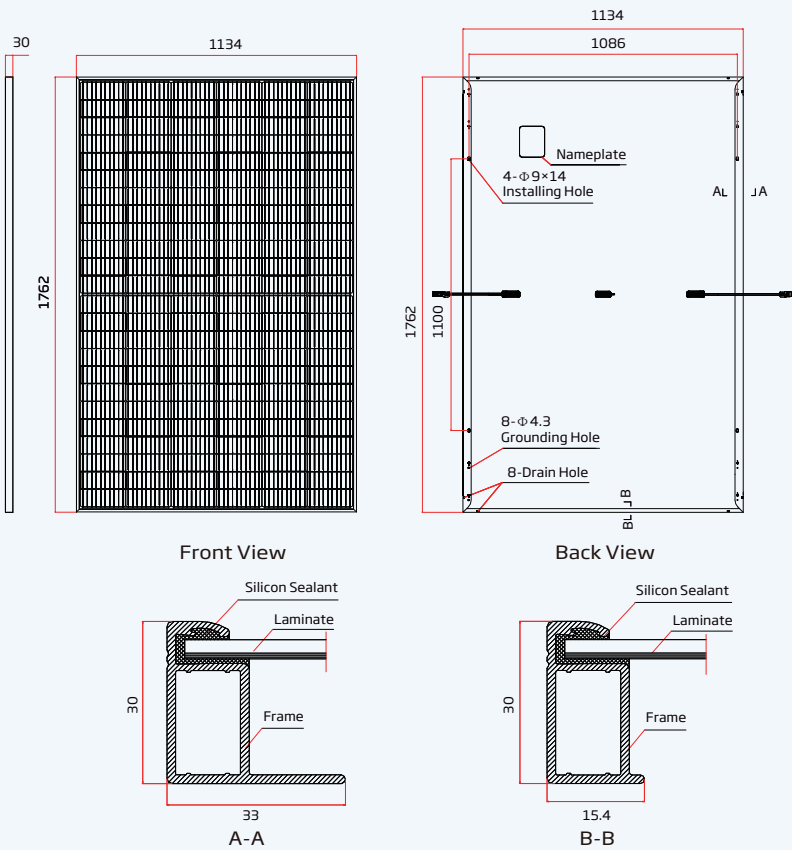
### Comprehensive Products and System Certificates



IEC61215/IEC61730/IEC61701/IEC62716/UL61730  
 ISO 9001: Quality Management System  
 ISO 14001: Environmental Management System  
 ISO14064: Greenhouse Gases Emissions Verification  
 ISO45001: Occupational Health and Safety Management System



## DIMENSIONS OF PV MODULE(mm)



## ELECTRICAL DATA (STC)

Peak Power Watts- $P_{MAX}$ (Wp)*	415	420	425	430	435
Power Tolerance- $P_{MAX}$ (W)			0 ~ +5		
Maximum Power Voltage- $V_{MPP}$ (V)	41.0	41.3	41.5	41.8	42.0
Maximum Power Current- $I_{MPP}$ (A)	10.11	10.17	10.24	10.30	10.36
Open Circuit Voltage- $V_{OC}$ (V)	49.4	49.7	49.9	50.3	50.6
Short Circuit Current- $I_{SC}$ (A)	10.64	10.69	10.74	10.81	10.86
Module Efficiency $\eta_m$ (%)	20.8	21.0	21.3	21.5	21.8

STC: Irradiance 1000W/m<sup>2</sup>, Cell Temperature 25°C, Air Mass AM1.5. \*Measuring tolerance: ±3%.

## ELECTRICAL DATA (NOCT)

Maximum Power- $P_{MAX}$ (Wp)	313	317	321	325	329
Maximum Power Voltage- $V_{MPP}$ (V)	38.5	38.8	39.1	39.4	39.6
Maximum Power Current- $I_{MPP}$ (A)	8.13	8.17	8.21	8.26	8.30
Open Circuit Voltage- $V_{OC}$ (V)	46.5	46.7	46.9	47.3	47.6
Short Circuit Current- $I_{SC}$ (A)	8.58	8.62	8.66	8.71	8.75

NOCT: Irradiance at 800W/m<sup>2</sup>, Ambient Temperature 20°C, Wind Speed 1m/s.

## MECHANICAL DATA

Solar Cells	Monocrystalline
No. of cells	144 cells
Module Dimensions	1762×1134×30 mm (69.37×44.65×1.18 inches)
Weight	21.8 kg (48.1 lb)
Glass	3.2 mm (0.13 inches), High Transmission, AR Coated Heat Strengthened Glass
Encapsulant material	EVA/POE
Backsheet	White
Frame	30mm(1.18 inches) Anodized Aluminium Alloy
J-Box	IP 68 rated
Cables	Photovoltaic Technology Cable 4.0mm <sup>2</sup> (0.006 inches <sup>2</sup> ), Portrait: 350/280 mm(13.78/11.02 inches) Length can be customized
Connector	MC4 EVO2 / TS4*

\*Please refer to regional datasheet for specified connector.

## TEMPERATURE RATINGS

NOCT (Nominal Operating Cell Temperature)	43°C (±2°C)
Temperature Coefficient of $P_{MAX}$	-0.34%/°C
Temperature Coefficient of $V_{OC}$	-0.25%/°C
Temperature Coefficient of $I_{SC}$	0.04%/°C

## MAXIMUM RATINGS

Operational Temperature	-40~+85°C
Maximum System Voltage	1500V DC (IEC) 1500V DC (UL)
Max Series Fuse Rating	20A

## WARRANTY

15 year Product Workmanship Warranty  
25 year Power Warranty  
2% first year degradation  
0.55% Annual Power Attenuation

(Please refer to product warranty for details)

## PACKAGING CONFIGURATION

Modules per box: 36 pieces  
Modules per 40' container: 936 pieces

## US5000

### Batteria al litio in bassa tensione

#### US5000 - Moduli da 4,8 kWh

La batteria al litio US5000 di Pylontech può essere utilizzata per supportare un'elevata potenza per vari tipi di apparecchiature e sistemi.

La batteria US5000 dispone di un BMS integrato che ha funzioni di protezione tra cui sottoscarica, sovraccarica, sovracorrente e controllo della temperatura delle celle.

#### Specifiche tecniche:

- Funzione **Soft-Start** in grado di ridurre la corrente di picco quando l'inverter si accende con la sola batteria;
- La **struttura molecolare** interna delle batterie LiFePO4 è **più stabile** e **più sicura**;
- **Profondità di scarica** (DOD) del 95%, disponibile per gli inverter allineati all'ultimo protocollo Pylontech;
- **Doppia protezione attiva a livello BMS**;
- Possibilità di collegare in parallelo più moduli batteria per espandere la capacità e la potenza;
- Possibilità di operare in diverse condizioni di temperatura;
- **Garanzia 10 anni.**

#### Dimensioni:

Larghezza: 442 mm

Altezza: 161 mm

Profondità: 420 mm

Peso: 39,7 kg



## Dati tecnici

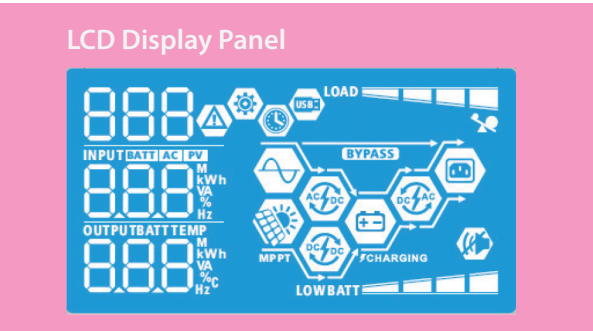
### Batteria al Litio

Modello	US5000
<b>DATI ELETTRICI</b>	
Tecnologia cella	Li-ion (LFP)
Tensione nominale [V]	48
Capacità nominale [kWh/Ah]	4,8 / 100
Profondità di scarica DoD [%]	95
Capacità utilizzabile [kWh/Ah]	4,56 / 95
Corrente nominale raccomandata [A]	80*
Configurazione [max. moduli in un gruppo batteria]	16 pz
Tensione di carica [V]	52,5 ~ 53,5
Tensione di scarica [V]	43,5 ~ 53,5
<b>BUS</b>	
Bus di comunicazione	RS485, CAN
<b>DIMENSIONI E PESI</b>	
Larghezza [mm]	442
Altezza [mm]	161
Profondità [mm]	420
Peso [kg]	39,7
<b>VARIE</b>	
Temperatura di esercizio in carica [°C]	0 ~ 50
Temperatura di esercizio in scarica [°C]	-10 ~ 50
Temperatura di stoccaggio [°C]	-20 ~ 45
Classe di protezione	IP20
Vita operativa a 25 °C	15+ anni
Cicli di funzionamento	>6000 25°C
Certificati trasporto merce pericolosa	TÜV / CE / UN38.3 / UL / UN 3480
Normativa EMC	IEC62619, IEC63056, UL1973, UL9540A, IEC61000-6-2, IEC61000-6-3, UN38.3, GR-1089, UN 3480, GB/T 2423

\*: La corrente massima di lavoro raccomandata è riferita alla temperatura della cella della batteria compresa tra 10 ~ 40°C. Se al di fuori di questa temperatura può causare una diminuzione della corrente di funzionamento.

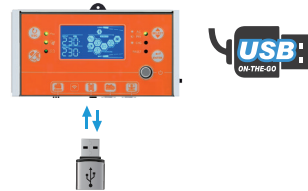
# Axpert VM III TWIN Off-Grid Inverter

20220001 P1.9.5-23.0



- Dual outputs for smart load management**  
 There are two outputs available. The second output can be scheduled on/off, setting cut-off voltage or SOC and discharging time via LCD setting. It facilitates users smart load control.
- Maximum PV input current 27A**  
 Designed with 27A PV input current, Axpert VM III TWIN is compatible to the market trend of increased Imp in solar panel.

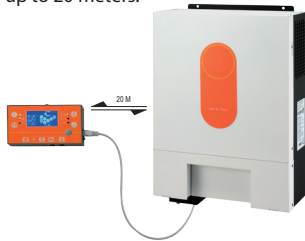
- Supports USB On-the-Go function**  
 VM III TWIN series supports USB On-the-Go function to facilitate data upload/download.



- Wide PV input voltage range 60VDC ~ 450VDC**  
 Now, Axpert VM III TWIN allows wide PV input voltage range from 60VDC to 450VDC. This features allow less solar panel required in the system and save space.

- Reserved communication port (RS-485, CAN-BUS or RS-232) for BMS**  
 This third generation inverter is reserved communication port for BMS. For the detailed information, please contact sales directly.

- Detachable LCD control module with various communications**  
 This detachable LCD control module can be turned to remote panel. Users can install the LCD panel in accessible area away from inverter up to 20 meters.

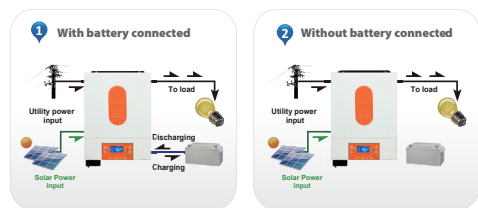


- Battery equalization extends lifecycle**  
 This inverter charger is built in battery equalization function. This function will help remove sulfation to optimize battery performance and even extend lifecycle.

- Integrated WiFi interface with Mobile App**  
 VM III TWIN series is integrated WiFi interface ready for mobile monitoring. Mobile monitoring can be carried out through mobile applications in both iOS and Android. Users can track the history of the unit information such as energy generation and change parameter settings timely.



- Battery independency**  
 Inverter can keep supplying power to the loads from PV energy or the grid without battery connected.



- User-friendly LCD operation**  
 Users can easily set up or change the charging current, output source and charger source prioritization through LCD control panel to optimize inverter performance.



- Replaceable fan design**  
 VM III TWIN series is designed with replaceable fan. It will simplify the maintenance and reduce the maintenance cost.



## Axpert VM III TWIN Off-Grid Inverter Selection Guide

MODEL	Axpert VM III TWIN 4K	Axpert VM III TWIN 6K
<b>RATED POWER</b>	4000VA/4000W	6000VA/6000W
<b>INPUT</b>		
Voltage	230 VAC	
Selectable Voltage Range	170-280 VAC (For Personal Computers) 90-280 VAC (For Home Appliances)	
Frequency Range	50 Hz/60 Hz (Auto sensing)	
<b>OUTPUT</b>		
AC Voltage Regulation (Batt. Mode)	230VAC $\pm$ 10%	
Surge Power	8000VA	12000VA
Efficiency (Peak)	90% ~ 93%	
Transfer Time	10 ms (For Personal Computers) 20 ms (For Home Appliances)	
Waveform	Pure sine wave	
<b>BATTERY</b>		
Battery Voltage	24 VDC	48 VDC
Floating Charge Voltage	27 VDC	54 VDC
Overcharge Protection	33 VDC	63 VDC
<b>SOLAR CHARGER &amp; AC CHARGER</b>		
Solar Charger type	MPPT	
Maximum PV Array Power	5000W	6000W
MPP Range @ Operating Voltage	60 ~ 450 VDC	60 ~ 450 VDC
Maximum PV Array Open Circuit Voltage	500 VDC	500 VDC
Maximum PV Input Current	27A	
Maximum Solar Charge Current	120A	120A
Maximum AC Charge Current	100A	100A
Maximum Charge Current	120A	120A
<b>PHYSICAL</b>		
Dimension, D x W x H (mm)	115 x 300 x 435	
Net Weight (kgs)	9	10
Communication Interface	USB/RS232/RS485/WiFi/Dry-contact	
<b>OPERATING ENVIRONMENT</b>		
Humidity	5% to 95% Relative Humidity (Non-condensing)	
Operating Temperature	-10°C to 50°C	
Storage Temperature	-15°C to 60°C	

Product specifications are subject to change without further notice.