

# Tiger Neo N-type 54HL4-(V) 410-430 Watt MONO-FACIAL MODULE

## N-Type

Positive power tolerance of 0~+3%


IEC61215(2016), IEC61730(2016)

ISO9001:2015: Quality Management System

ISO14001:2015: Environment Management System

ISO45001:2018

Occupational health and safety management systems



## Key Features



### SMBB Technology

Better light trapping and current collection to improve module power output and reliability.



### PID Resistance

Excellent Anti-PID performance guarantee via optimized mass-production process and materials control.



### Durability Against Extreme Environmental Conditions

High salt mist and ammonia resistance.



### Hot 2.0 Technology

The N-type module with Hot 2.0 technology has better reliability and lower LID/LETID.

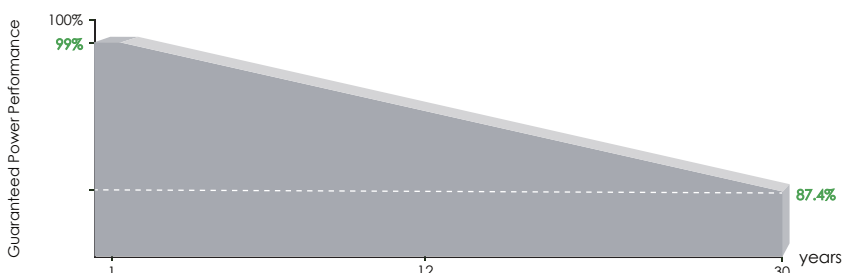


### Enhanced Mechanical Load

Certified to withstand: wind load (2400 Pascal) and snow load (5400 Pascal).



## LINEAR PERFORMANCE WARRANTY

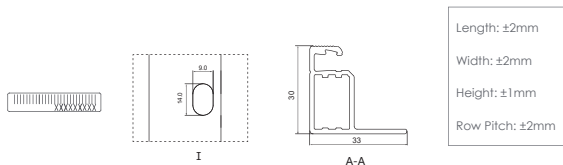
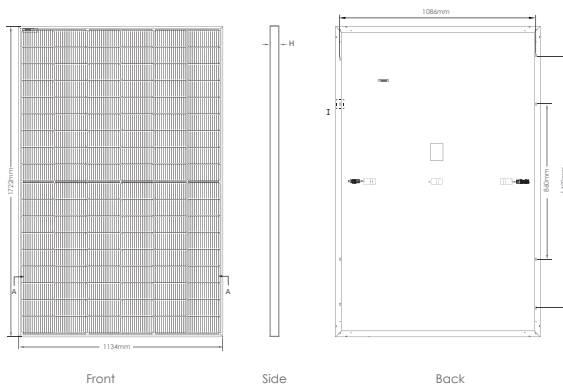


**15** Year Product Warranty

**30** Year Linear Power Warranty

**0.40%** Annual Degradation Over 30 years

## Engineering Drawings



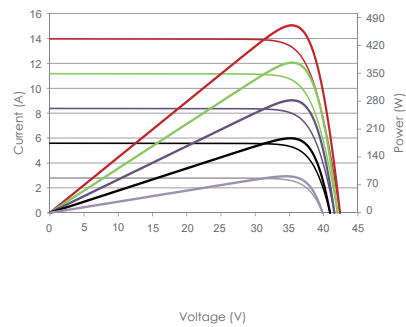
## Packaging Configuration

( Two pallets = One stack )

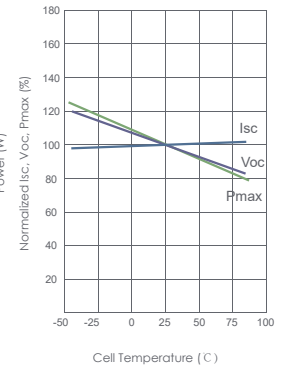
36pcs/pallets, 72pcs/stack, 936pcs/ 40'HQ Container

## Electrical Performance & Temperature Dependence

Current-Voltage & Power-Voltage Curves (430W)



Temperature Dependence of Isc, Voc, Pmax



## Mechanical Characteristics

Cell Type	N type Mono-crystalline
No. of cells	108 (6×18)
Dimensions	1722×1134×30mm (67.79×44.65×1.18 inch)
Weight	22 kg (48.50 lbs)
Front Glass	3.2mm, Anti-Reflection Coating, High Transmission, Low Iron, Tempered Glass
Frame	Anodized Aluminium Alloy
Junction Box	IP68 Rated
Output Cables	TUV 1×4.0mm <sup>2</sup> (+): 400mm, (-): 200mm or Customized Length

## SPECIFICATIONS

Module Type	JKM410N-54HL4		JKM415N-54HL4		JKM420N-54HL4		JKM425N-54HL4		JKM430N-54HL4	
	STC	NOCT	STC	NOCT	STC	NOCT	STC	NOCT	STC	NOCT
Maximum Power (Pmax)	410Wp	308Wp	415Wp	312Wp	420Wp	316Wp	425Wp	320Wp	430Wp	323Wp
Maximum Power Voltage (Vmp)	31.13V	29.06V	31.32V	29.21V	31.51V	29.34V	31.70V	29.50V	31.88V	29.63V
Maximum Power Current (Imp)	13.17A	10.61A	13.25A	10.68A	13.33A	10.76A	13.41A	10.83A	13.49A	10.91A
Open-circuit Voltage (Voc)	37.73V	35.84V	37.92V	36.02V	38.11V	36.20V	38.30V	36.38V	38.49V	36.56V
Short-circuit Current (Isc)	13.91A	11.23A	13.99A	11.29A	14.07A	11.36A	14.15A	11.42A	14.23A	11.49A
Module Efficiency STC (%)	21.00%		21.25%		21.51%		21.76%		22.02%	
Operating Temperature (°C)	-40°C~+85°C									
Maximum system voltage	1000/1500VDC (IEC)									
Maximum series fuse rating	25A									
Power tolerance	0~+3%									
Temperature coefficients of Pmax	-0.29%/°C									
Temperature coefficients of Voc	-0.25%/°C									
Temperature coefficients of Isc	0.045%/°C									
Nominal operating cell temperature (NOCT)	45±2°C									

\*STC: Irradiance 1000W/m<sup>2</sup> Cell Temperature 25°C

NOCT: Irradiance 800W/m<sup>2</sup> Ambient Temperature 20°C

AM=1.5

AM=1.5

Wind Speed 1m/s

# Axpert VM II Off-Grid Inverter

## Operation without battery



- Pure sine wave solar inverter
- Output power factor 1
- High PV input voltage range
- Battery independent design
- Built-in 100A MPPT solar charger
- Battery equalization function to optimize battery performance and extend lifecycle
- Built-in anti-dust kit for harsh environment
- Dual outputs selected as either programmable output or generator input

## Axpert VM II Off-Grid Inverter Selection Guide

MODEL	Axpert VM II 3000-24	Axpert VM II 5000-48
Rated Power	3000VA / 3000W	5000VA / 5000W
<b>INPUT</b>		
Voltage	230 VAC	
Selectable Voltage Range	170-280 VAC (For Personal Computers) ; 90-280 VAC (For Home Appliances)	
Frequency Range	50 Hz/60 Hz (Auto sensing)	
<b>OUTPUT</b>		
AC Voltage Regulation (Batt. Mode)	230VAC $\pm$ 5%	
Surge Power	6000VA	10000VA
Efficiency (Peak)	90% ~ 93%	
Transfer Time	10 ms (For Personal Computers) ; 20 ms (For Home Appliances)	
Waveform	Pure sine wave	
Dual Outputs	Yes	
<b>BATTERY</b>		
Battery Voltage	24 VDC	48 VDC
Floating Charge Voltage	27 VDC	54 VDC
Overcharge Protection	33 VDC	63 VDC
<b>SOLAR CHARGER &amp; AC CHARGER</b>		
Maximum PV Array Open Circuit Voltage	500 VDC	500 VDC
Maximum PV Array Power	4000 W	5000 W
MPP Range @ Operating Voltage	120~450 VDC	120~450 VDC
Maximum Solar Charge Current	100 A	100 A
Maximum AC Charge Current	100 A	100 A
Maximum Charge Current	100 A	100 A
<b>PHYSICAL</b>		
Dimension, D x W x H (mm)	100 x 300 x 440	
Net Weight (kgs)	9	10
Communication Interface	USB/RS232	
<b>ENVIRONMENT</b>		
Humidity	5% to 95% Relative Humidity (Non-condensing)	
Operating Temperature	-10°C to 50°C	
Storage Temperature	-15°C to 60°C	

Product specifications are subject to change without further notice.